
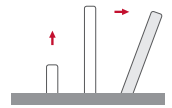


DB2

Aluminium retractable motorised monitor



FEATURES

- Vertical motorised monitor with up to 20° inclination
- Adjustable screen angle tilt
- No cover plate required (monitor completely streamlined within the furniture)
- One operation sensor on top of the aluminium housing (to rise and lower the screen and adjust the tilt angle)
- 20mm thickness
- Front double sided anti-reflective 2mm black edged glass
- Can be veneered
- Interactive Setup Display
- Maintenance free
- HDCP compliance
- Energy saving design, low consumption video controller
- Serial control and remote diagnosis
- Individual monitor addressing
- AH-AMMC Auto Mechanical Movement Calibration

GENERAL

Arthur Holm's DB2 is a new retractable monitor range that creates minimum impact on the furniture design. It is easy to integrate, intuitive to use (one simple operation sensor) and almost invisible (no cover plate, neatly streamlined into the furniture) when not in operation. These monitors are elegant, beautiful from all angles, and discreetly integrated in the meeting room table, disappearing within the desk with a harmonious silent drive.

Completely designed and furnished in anodised aluminium, the range offers a minimal and contemporary look.

Aluminium is a durable surface, it is extremely resistant and it also serves to dissipate heat. The anodised finish provides a soft, silky effect. The front anti-reflection double glass protects the screen, reduces the "mirror" effect, increases contrast and allows natural transparent colours.

The range is available from 10" to 23.8" and there is a touch screen option (from 10 to 22"). DB2 monitors can be controlled and diagnosed remotely through ERT interfaces in an easy and cost-effective way.

TECHNICAL SPECIFICATIONS

Display

Size	4K 23.8" TFT Active Matrix, widescreen format. LED Backlight
Resolution	3840 (h) x 2160 (v)
Brightness	250 cd/m2
Contrast ratio	1000:1
Pixel	0.13725 (h) x 0.13725 (v) mm
Viewing angle	178°(v) / 178°(h)
Viewing area	527.04 (h) x 296.46 (v) mm
LED life time	30,000 hrs
Response time	Tg-g 14 ms
Temperature (operating/storage)	Operating 0°C – +40°C Storage -20°C – +60°C

Materials

Cabinet	Solid mechanised aluminium housing with anodised finish. Electrically powered lift system with variable speed. 20° of inclination. Front black serigraphed glass.
---------	---

Connectivity

Input signal	VGA 2 x DisplayPort 2 x HDMI
RJ45 CAT6 (with loop)	Addressable RS422 monitor control by AHnet protocol
GPI (SubD9)	Up/down control

Engine

Control Up/Down	Buttons on cover plate, GPI, RS422
Electronic control	PWM

Control

Monitor Control	RS422 (RJ45 CAT6)
-----------------	-------------------

Electrical

External power supply	100-240 Vac, 47/63Hz, 12Vdc
Power consumption	60W

Accessories

ERT	Ethernet interface unit
AH mcs	Monitor Control Software

Mechanical

Screen	559.20 x 334.50 x 20 mm [22" x 13,16" x 0,79"]
Top frame	559.20 x 20 mm [22" x 0.79"]
Housing below the table	638.20 x 657 x 82 mm [25.13" x 25.86" x 3.23"]
Weight	25 Kg / 55.12 lbs

Shipping Dimensions

Weight	26 Kg / 57.32 lbs
Shipping Box	735 x 175 x 745 mm

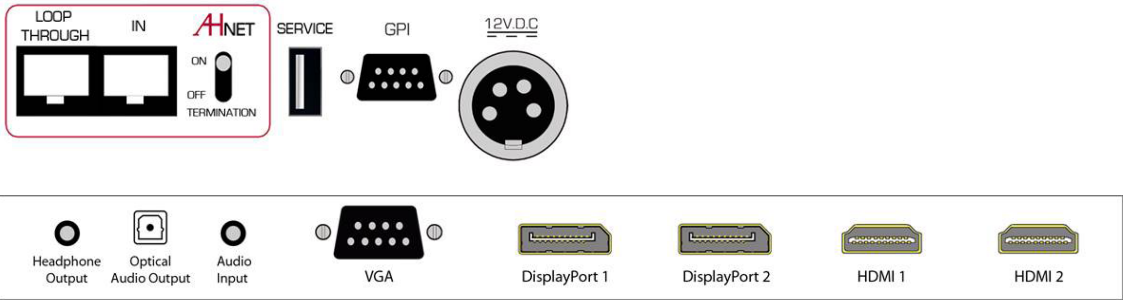
OPTIONS

- Monitor housing anodised in different customised colours

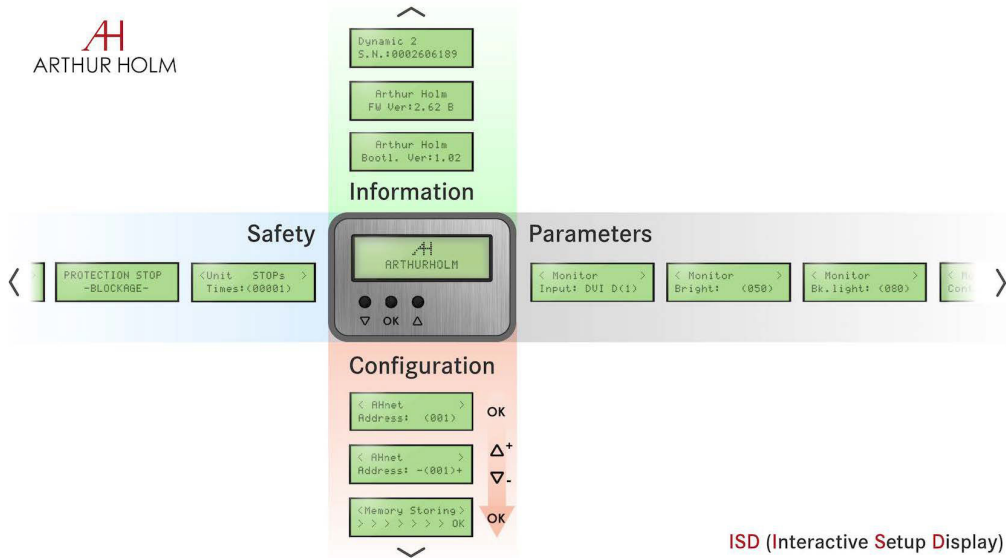
WARRANTY

- 5 years limited warranty
- 2 years general warranty

CONNECTIVITY PANEL



INTERACTIVE SETUP DISPLAY



ISD (Interactive Setup Display)

ARCHITECT’S SPECIFICATIONS

Retractable 4K 23.8” screen with 20° of adjustable inclination. Low voltage. Solid aluminium monitor housing, square corner design featuring a 2mm double sided anti-reflective black edged glass. The screen features control sensors to raise, lower and adjust the viewing angle. One sensor is located at the top of the aluminium frame, which is accessible when the monitor is hidden within the table and another sensor is placed in the front glass of the monitor. VGA, 2x Display port and 2x HDMI inputs. RS-422 I/O and GPI connector.

Easy to read 2.2” LCD Interactive Set Up Display (ISD) allowing local and remote configuration, operation and troubleshooting without having to remove the monitor from the furniture. When connected to the AH ERT interface

the assisted addressing system facilitates the address configuration by simply pressing one button in an easy and convenient way.

Embedded speed and protection pre-sets for quick restore to factory values (enabling a rapid reset to factory values if required). Auto-check feature for auto-diagnostic and internal protection functions. USB port for local firmware upgrade. Safety system that detects obstructions (causing unit to stop).

Adjustable mechanical parameters through AHnet or ISD for calibration and adjustment of mechanics. Adjustable parameters of brightness, contrast and backlight through RS-422. External power supply with 4-Pin XLR4 connector.

GENERAL DIMENSIONS

